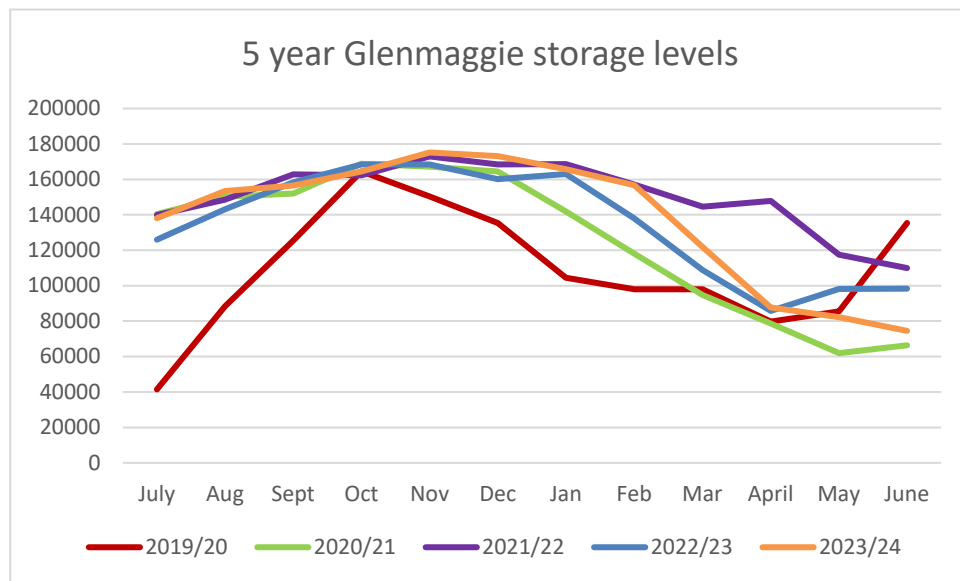


Glenmaggie volume in storage

Glenmaggie volume to date is **74,480 ML** or **41.9%**, with available space of **103,160 ML**.

Historical storage volumes in Lake Glenmaggie.

Date	Historical Volume (ML)	%	Space (ML)
24 June 2023	133,305	75.0	44,335
1 June -10 Year Avg.	70,565	39.7	107,075



Natural inflows

On 24 June 2024, combined natural inflows into Lake Glenmaggie from the Macalister River at Stringybark Creek and Glenmaggie Creek have decreased. Today's combined inflows are **334 ML/d**, with average inflows of **417 ML/d** over the last 7 days.

Today's combined natural inflows.

Macalister River at Stringybark Creek (ML/d)	Glenmaggie Creek (ML/d)
318	16

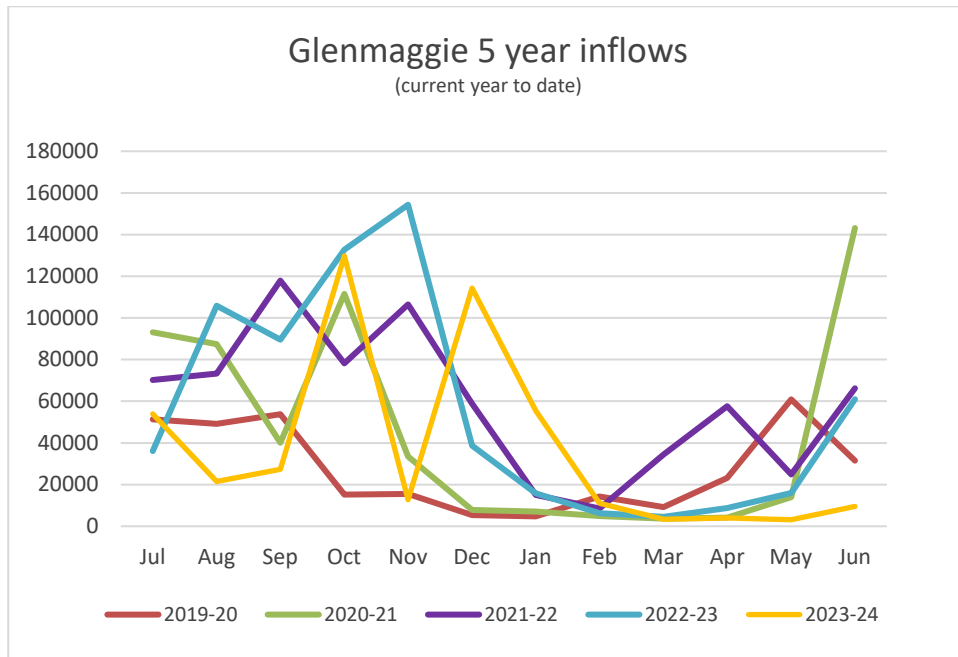
Water harvest available into Lake Glenmaggie.

Today's Inflows (ML/d)	Passing flow Required (ML/d)	Available Harvest (ML/d)
334	60	274

Total monthly inflows to date against the 10-year avg.

Date	Monthly Inflows (ML)
To 24 June 2024	9,443
To 24 June - 10 Year Avg.	37,313
June 10 Year Average	46,641

MIA Weekly Snapshot, Continued



Previous month's natural inflows against the 10-year avg.

Month	Total Inflows (ML)	10-year Avg. Inflows (ML)
May	3,130	17,414.2

Allocation

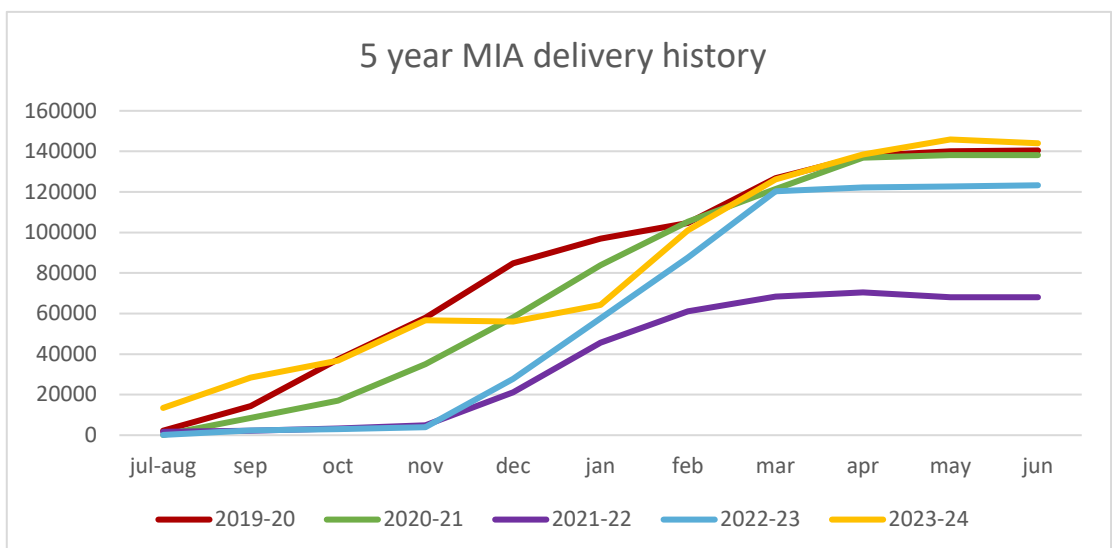
Allocation remains at **100%** of High Reliability Water Shares (HRWS) and **100%** of Low Reliability Water Shares (LRWS) for MIA customers.

More information on the allocation process can be found on the SRW website: <https://www.srw.com.au/customer/general-information/allocations/allocation-macalister#>

Irrigation deliveries

Estimated water delivered for the 23-24 season in the MIA.

Month	Cumulative Delivered to Date (ML) (includes estimate)	5 Year Avg Deliveries (ML)
March	126,138.2	109,366.0
April	138,420.0	116,799.0
May	144,600.0	117,232.0
June (to date)	144,076.4	117,452.0



MIA Weekly Snapshot, Continued

Thomson entitlement Details of water in Thomson for the 23-24 season.

Thomson Water	Total ML
SRW share of storage capacity	45,000 ML
Total Thomson entitlement remaining to MID customers	39,135 ML
Usage to date	9,376 ML
Current Thomson water order	0 ML/d
June inflows (to 20/6)	452 ML
June 10 Yr. Avg inflows	1,322 ML
Thomson Drought Reserve payback required	0 ML
Total Inflows	13,149 ML

Monthly rainfall Monthly rainfall total against 10-year average for the Glenmaggie area.

Month	Rainfall (mm)	10 yr. Avg Rainfall (mm)
March	22.2	42.2
April	57.2	47.3
May	5.6	25.7
June (to date)	36.0	46.4

Enviro releases

River System	Total Available	Delivery to date	Remaining	End date
Macalister River	9,755 ML	9,575 ML	180 ML	30/6

River System	Total Available	Delivery to date	Remaining	End date
Thomson River	15,091 ML	14,191ML	900 ML	30/6

Weekly weather outlook

Temperatures this week will range from 13 to 16 degrees. It should be mostly sunny Monday to Friday, with showers forecast to develop Saturday and Sunday.

End of irrigation season

Customers in the Macalister Irrigation District are reminded that the 2023-24 irrigation season has now finished.

The season for Thomson and Macalister River and Rainbow Creek river diverters will finish on June 30.

All orders will need to be placed through Waterline on 1300 360 117 or www.srw.com.au.

Please note that all channels will be drained at the end of the irrigation season for essential maintenance. Customers are reminded to arrange alternative stock and domestic supply from May 15 to August 15.