

MIA Weekly Snapshot

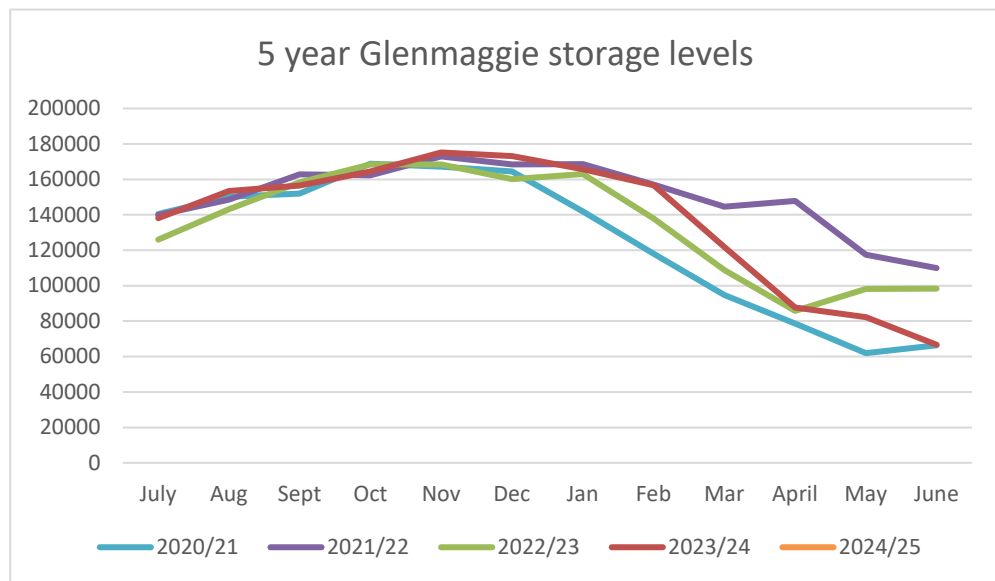
8 July 2024

Glenmaggie volume in storage

Glenmaggie volume to date is **78,687 ML** or **44.3%**, with available space of **98,953 ML**.

Historical storage volumes in Lake Glenmaggie.

Date	Historical Volume (ML)	%	Space (ML)
8 July 2023	139,014	78.2	38,626
1 July -10 Year Avg.	95,163	53.5	82,477



Natural inflows

On 8 July 2024, combined natural inflows into Lake Glenmaggie from the Macalister River at Stringybark Creek and Glenmaggie Creek have decreased. Today's combined inflows are **353 ML/d**, with average inflows of **397 ML/d** over the last 7 days.

Today's combined natural inflows.

Macalister River at Stringybark Creek (ML/d)	Glenmaggie Creek (ML/d)
340	13

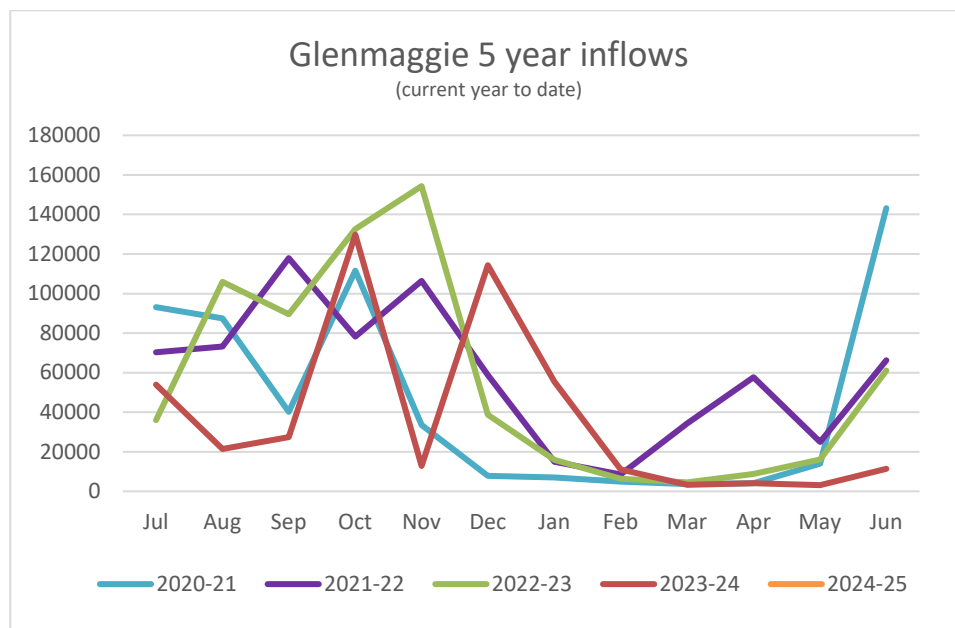
Water harvest available into Lake Glenmaggie.

Today's Inflows (ML/d)	Passing flow Required (ML/d)	Available Harvest (ML/d)
353	60	293

Total monthly inflows to date against the 10-year avg.

Date	Monthly Inflows (ML)
To 8 July 2024	3,203
To 8 July - 10 Year Avg.	16,367
July 10 Year Average	63,421

MIA Weekly Snapshot, Continued



Previous month's natural inflows against the 10-year avg.

Month	Total Inflows (ML)	10-year Avg. Inflows (ML)
June	11,335	43,092

Allocation

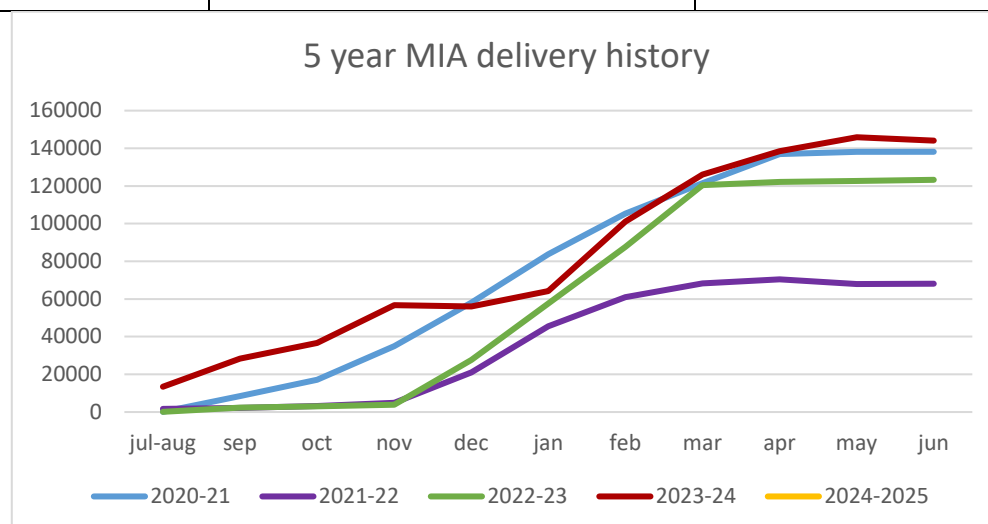
The opening allocation for the 2024-25 irrigation season has been set at 55% of High Reliability Water Shares (HRWS) for MIA customers. The next allocation review will occur on 16 July 2024.

More information on the allocation process can be found on the SRW website: <https://www.srw.com.au/customer/general-information/allocations/allocation-macalister#>

Irrigation deliveries

Estimated water delivered for the 23-24 season in the MIA.

Month	Cumulative Delivered to Date (ML) (includes estimate)	5 Year Avg Deliveries (ML)
March	126,138.2	109,366.0
April	138,420.0	116,799.0
May	144,600.0	117,232.0
June	144,177.8	117,452.0



MIA Weekly Snapshot, Continued

Thomson entitlement Details of water in Thomson for the 24-25 season.

Thomson Water	Total ML
SRW share of storage capacity	45,000 ML
Total Thomson entitlement remaining to MID customers	39,361 ML
Usage to date	0 ML
Current Thomson water order	0 ML/d
July inflows (to 4/7)	68 ML
July 10 Yr. Avg inflows	1,758 ML
Thomson Drought Reserve payback required	0 ML
Total Inflows	68 ML

Monthly rainfall Monthly rainfall total against 10-year average for the Glenmaggie area.

Month	Rainfall (mm)	10 yr. Avg Rainfall (mm)
April	57.2	47.3
May	5.6	25.7
June	37.0	45.5
July (to date)	7.2	35.2

Weekly weather outlook Temperatures this week will range from 12 to 16 degrees. Rain and showers are forecast Tuesday and Thursday.

End of irrigation season

Customers in the Macalister Irrigation District are reminded that the 2023-24 irrigation season has now finished and will recommence on 15 August 2024.

Please note the channels will remain drained through to early August in preparation for the 2024-25 irrigation season. Customers are reminded to arrange alternative stock and domestic supply from May 15 to August 15.

For Thomson and Macalister River and Rainbow Creek river diverters the 2024-25 season commenced on 1 July 2024.

All orders will need to be placed through Waterline on 1300 360 117 or www.srw.com.au.