

MIA Weekly Snapshot

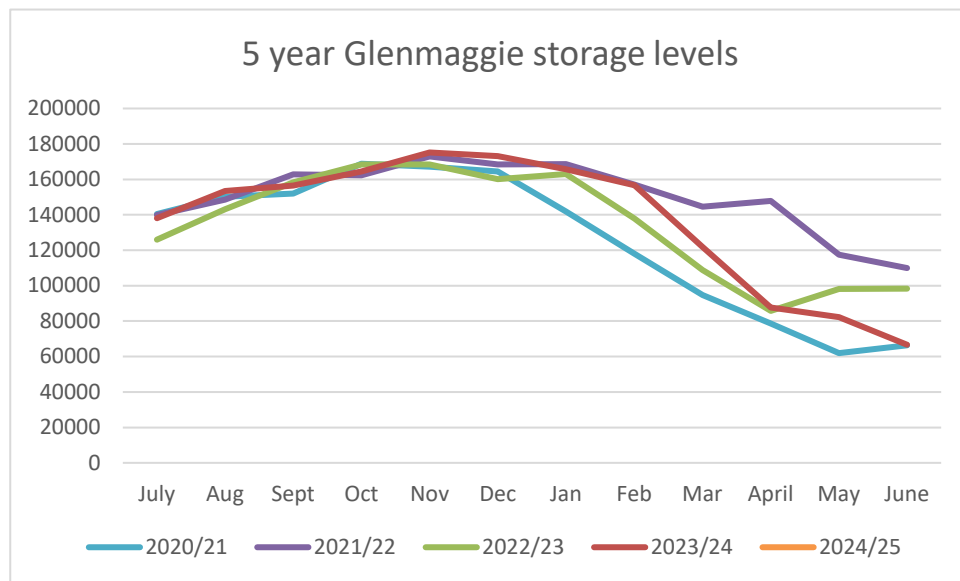
22 July 2024

Glenmaggie volume in storage

Glenmaggie volume to date is **95,357 ML** or **53.7%**, with available space of **82,283 ML**.

Historical storage volumes in Lake Glenmaggie.

Date	Historical Volume (ML)	%	Space (ML)
22 July 2023	147,060	82.8	30,580
1 July -10 Year Avg.	95,163	53.5	82,477



Natural inflows

On 22 July 2024, combined natural inflows into Lake Glenmaggie from the Macalister River at Stringybark Creek and Glenmaggie Creek have increased. Today's combined inflows are **2,835 ML/d**, with average inflows of **2,175 ML/d** over the last 7 days.

Today's combined natural Inflows.

Macalister River at Stringybark Creek (ML/d)	Glenmaggie Creek (ML/d)
2,782	53

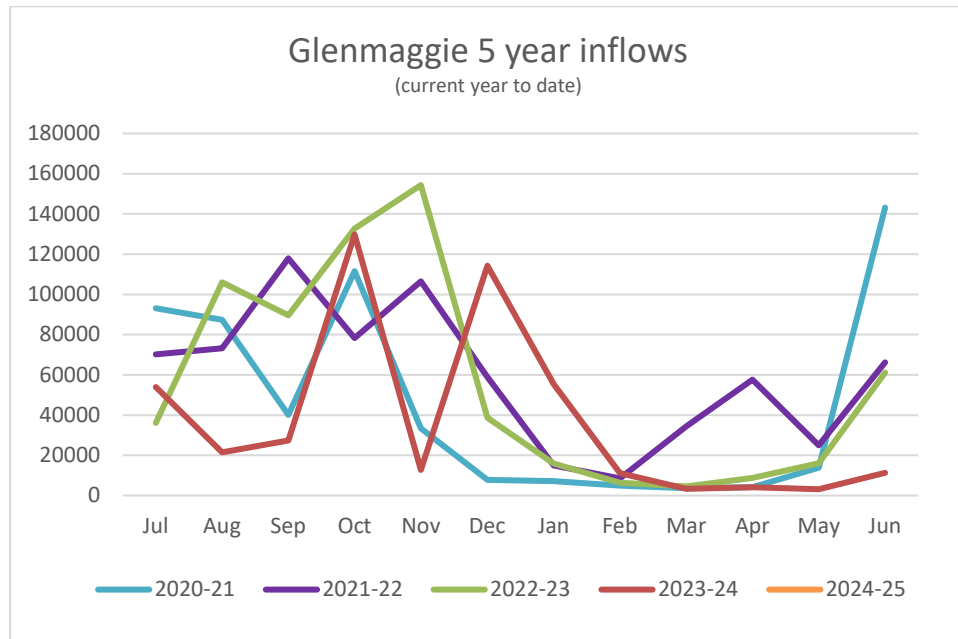
Water harvest available into Lake Glenmaggie.

Today's Inflows (ML/d)	Passing flow Required (ML/d)	Available Harvest (ML/d)
2,835	60	2,775

Total monthly inflows to date against the 10-year avg.

Date	Monthly Inflows (ML)
To 22 July 2024	22,518
To 22 July - 10 Year Avg.	45,008
July 10 Year Average	63,421

MIA Weekly Snapshot, Continued



Previous month's natural inflows against the 10-year avg.

Month	Total Inflows (ML)	10-year Avg. Inflows (ML)
June	11,335	43,092

Allocation

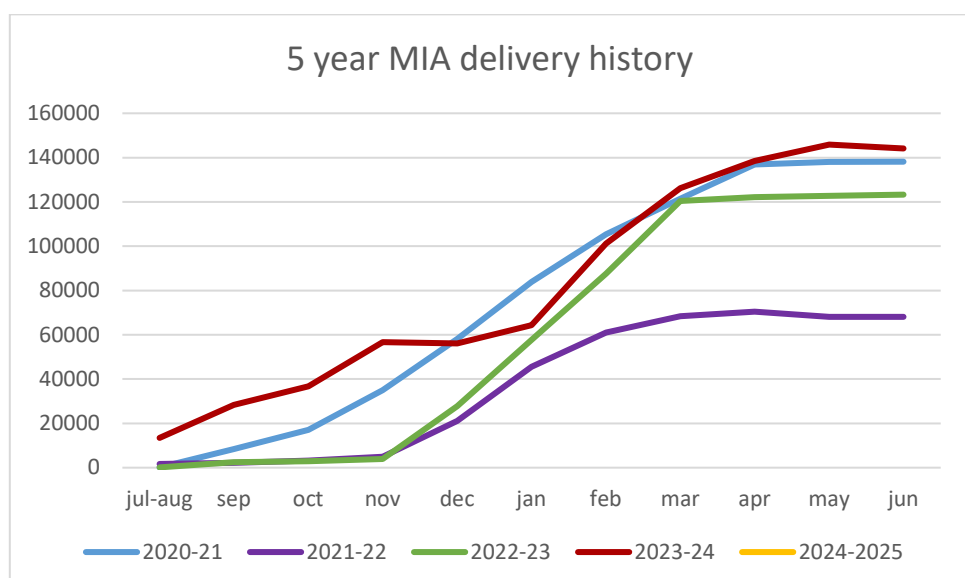
The allocation for the 2024-25 irrigation season has been reviewed and is now 60% of High Reliability Water Shares (HRWS) for MIA customers. The next allocation review will occur on 30 July 2024.

More information on the allocation process can be found on the SRW website: <https://www.srw.com.au/customer/general-information/allocations/allocation-macalister#>

Irrigation deliveries

Estimated water delivered for the 23-24 season in the MIA.

Month	Cumulative Delivered to Date (ML) (includes estimate)	5 Year Avg Deliveries (ML)
April	138,420.0	116,799.0
May	144,600.0	117,232.0
June	144,177.8	117,452.0
July (to date)	8.6	3408.0



MIA Weekly Snapshot, Continued

Thomson entitlement Details of water in Thomson for the 24-25 season.

Thomson Water	Total ML
SRW share of storage capacity	45,000 ML
Total Thomson entitlement remaining to MID customers	40,038 ML
Usage to date	0 ML
Current Thomson water order	0 ML/d
July inflows (to 18/7)	744 ML
July 10 Yr. Avg inflows	1,758 ML
Thomson Drought Reserve payback required	0 ML
Total Inflows	744 ML

Monthly rainfall Monthly rainfall total against 10-year average for the Glenmaggie area.

Month	Rainfall (mm)	10 yr. Avg Rainfall (mm)
April	57.2	47.3
May	5.6	25.7
June	37.0	45.5
July (to date)	58.2	35.2

Enviro releases

River System	Total Available	Delivery to date	Remaining	End date
Macalister River	1,020 ML	330 ML	690 ML	15/8

Weekly weather outlook

Temperatures this week will range from 14 to 19 degrees. Showers are forecast for Thursday and the weekend.

End of irrigation season

Customers in the Macalister Irrigation District are reminded that the 2023-24 irrigation season has now finished and will recommence on 15 August 2024.

Please note the channels will remain drained through to early August in preparation for the 2024-25 irrigation season. Customers are reminded to arrange alternative stock and domestic supply from May 15 to August 15.

For Thomson and Macalister River and Rainbow Creek river diverters the 2024-25 season commenced on 1 July 2024.

All orders will need to be placed through Waterline on 1300 360 117 or www.srw.com.au.