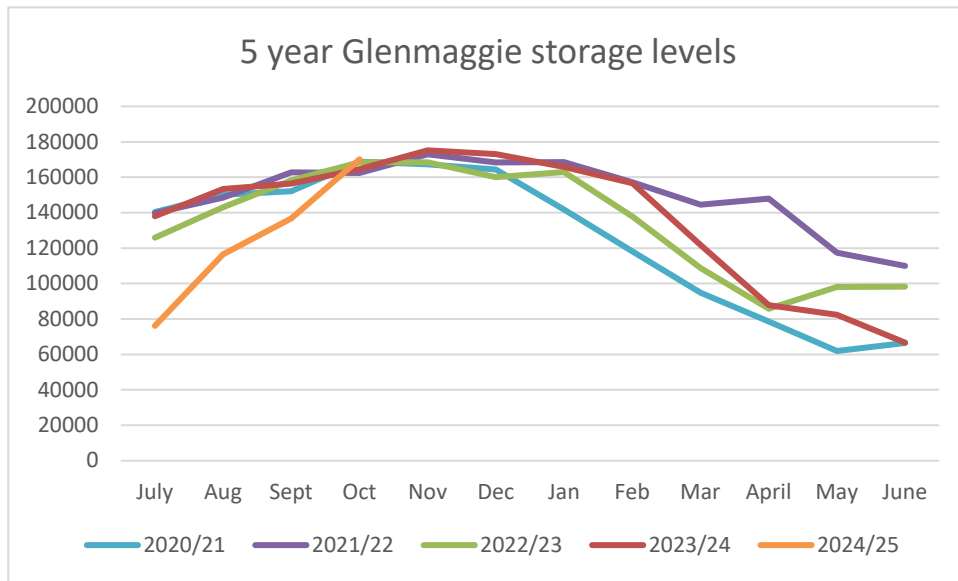


**Glenmaggie volume in storage**

Glenmaggie volume to date is **170,127 ML** or **95.8%**, with available space of **7,513 ML**.

Historical storage volumes in Lake Glenmaggie.

Date	Historical Volume (ML)	%	Space (ML)
28 October 2023	176,049	99.1	1,591
1 Oct -10 Year Avg.	167,218	82.4	31,177



**Natural inflows**

On 28 October 2024, combined natural inflows into Lake Glenmaggie from the Macalister River at Stringybark Creek and Glenmaggie Creek have decreased. Today's combined inflows are **498 ML/d**, with average inflows of **674 ML/d** over the last 7 days.

Today's combined natural inflows.

Macalister River at Stringybark Creek (ML/d)	Glenmaggie Creek (ML/d)
489	9

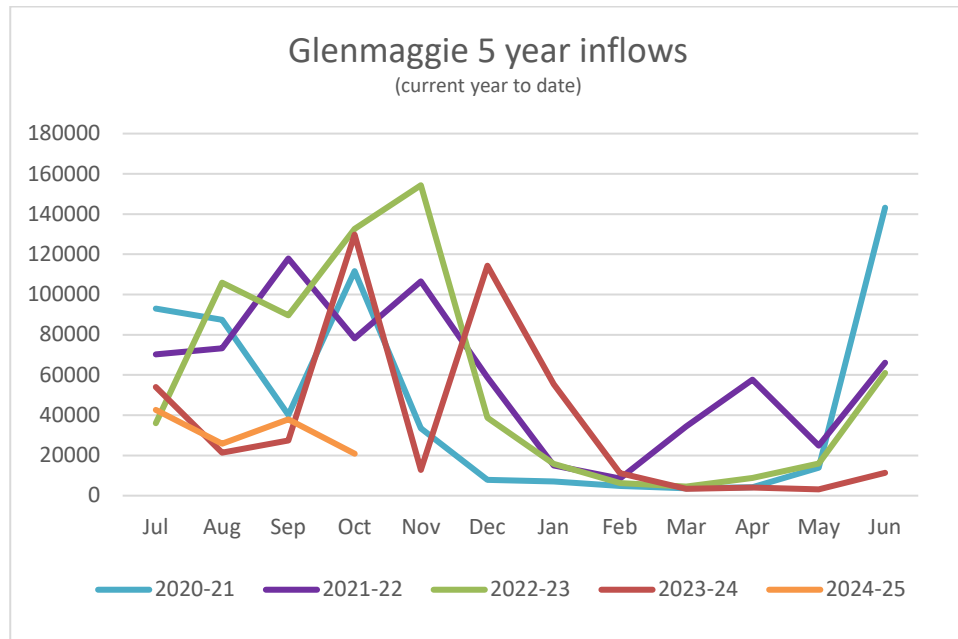
Water harvest available into Lake Glenmaggie.

Today's Inflows (ML/d)	Passing flow Required (ML/d)	Available Harvest (ML/d)
498	60	438

Total monthly inflows to date against the 10-year avg.

Date	Monthly Inflows (ML)
To 28 October 2024	20,859
To 28 October - 10 Year Avg.	60,347
October 10 Year Average	66,813

# MIA Weekly Snapshot, Continued



Previous month's natural inflows against the 10-year avg.

Month	Total Inflows (ML)	10-year Avg. Inflows (ML)
September	37,857	56,566

## Allocation

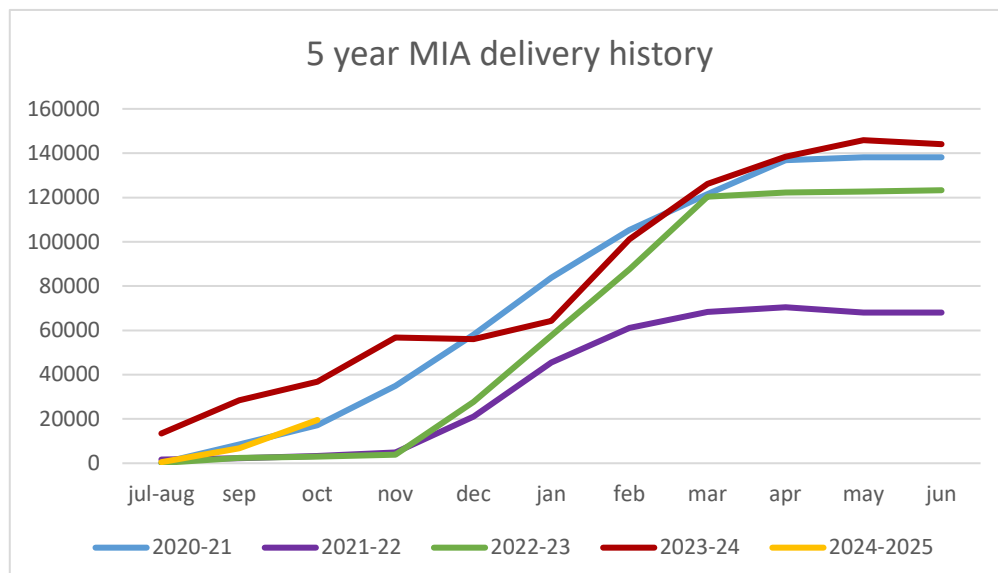
The allocation for the 2024-25 irrigation season has been reviewed and is now 100% of High Reliability Water Shares (HRWS) for MIA customers. The next allocation review will occur on 15 December 2024.

More information on the allocation process can be found on the SRW website: <https://www.srw.com.au/customer/general-information/allocations/allocation-macalister#>

## Irrigation deliveries

Estimated water delivered for the 23-24 season in the MIA.

Month	Cumulative Delivered to Date (ML) (includes estimate)	5 Year Avg Deliveries (ML)
July – Aug	497.0	3,408.0
September	6,811.0	9,542.0
October (to date)	19,526.7	18,466.0



## MIA Weekly Snapshot, Continued

---

### Channel flows

Daily and avg. flows on main channels for the last 7 days.

Channel	Todays Flow (ML/d)	Avg. Flow Last 7 Days (ML/d)
Main Southern	573	447
Main Northern	122	124
Main Eastern	130	108
Cowwarr (supplying district)	5	5

### Thomson entitlement

Details of water in Thomson for the 24-25 season.

Thomson Water	Total ML
SRW share of storage capacity	45,000 ML
Total Thomson entitlement remaining to MID customers	43,280 ML
Usage to date	813 ML
Current Thomson water order	20 ML/d
October inflows (to 24/10)	840 ML
October 10 Yr. Avg inflows	1,878 ML
Thomson Drought Reserve payback required	0 ML
Total Inflows	4,799 ML

### Monthly rainfall

Monthly rainfall total against 10-year average for the Glenmaggie area.

Month	Rainfall (mm)	10 yr. Avg Rainfall (mm)
July	63.8	40.2
August	24.2	38.1
September	47.2	42.0
October (to date)	46.0	71.9

### Weekly weather outlook

Temperatures this week will range from 19 to 25 degrees. It should be mostly sunny all week, with a chance of a shower on Sunday.