

# MIA Weekly Snapshot

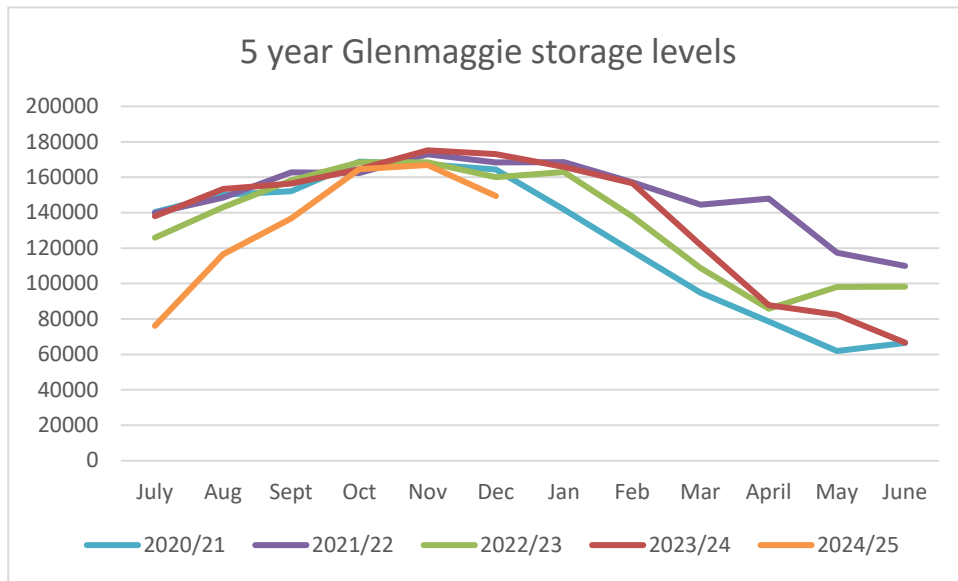
2 December 2024

**Glenmaggie volume in storage**

Glenmaggie volume to date is **149,302 ML** or **84.0%**, with available space of **28,338 ML**.

Historical storage volumes in Lake Glenmaggie.

Date	Historical Volume (ML)	%	Space (ML)
2 December 2023	174,120	98.0	3,520
1 December -10 Year Avg.	156,789	88.2	20,851



**Natural inflows**

On 2 December 2024, combined natural inflows into Lake Glenmaggie from the Macalister River at Stringybark Creek and Glenmaggie Creek have increased. Today's combined inflows are **2,205 ML/d**, with average inflows of **1,136 ML/d** over the last 7 days.

Today's combined natural Inflows.

Macalister River at Stringybark Creek (ML/d)	Glenmaggie Creek (ML/d)
2157	48

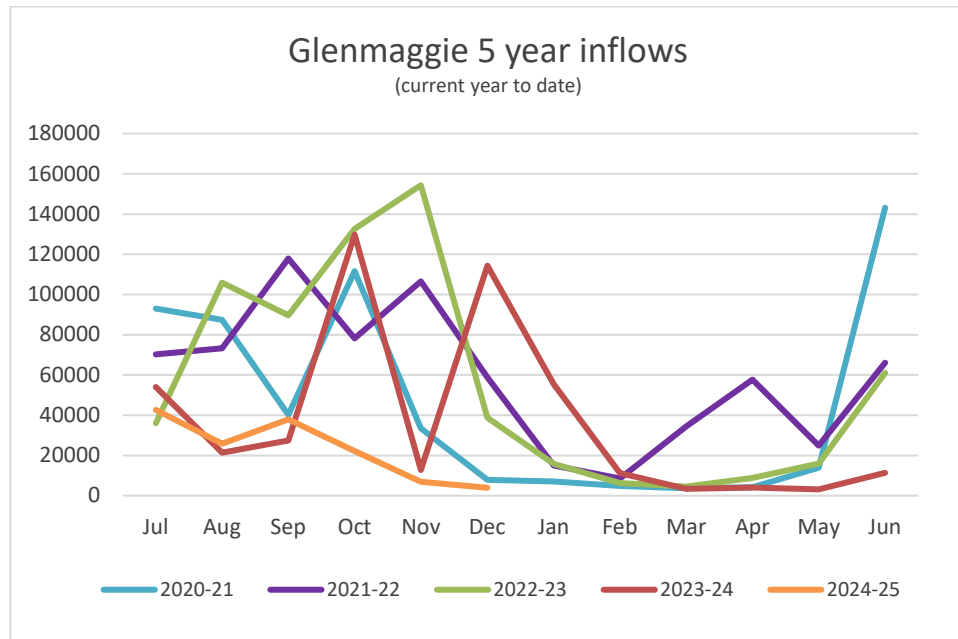
Water harvest available into Lake Glenmaggie.

Today's Inflows (ML/d)	Passing flow Required (ML/d)	Available Harvest (ML/d)
2205	60	2145

Total monthly inflows to date against the 10-year avg.

Date	Monthly Inflows (ML)
To 2 December 2024	3,934
To 2 December - 10 Year Avg.	2,069
December 10 Year Average	32,067

# MIA Weekly Snapshot, Continued



Previous month's natural inflows against the 10-year avg.

Month	Total Inflows (ML)	10-year Avg. Inflows (ML)
November	10,841	39,528

## Allocation

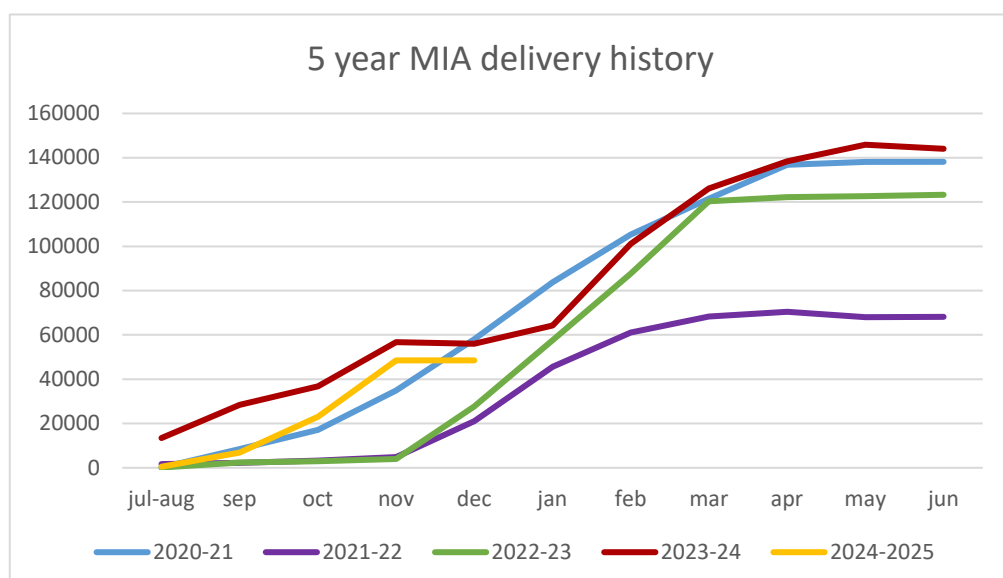
The allocation for the 2024-25 irrigation season has been reviewed and is now 100% of High Reliability Water Shares (HRWS) for MIA customers. The next allocation review will occur on 15 December 2024.

More information on the allocation process can be found on the SRW website: <https://www.srw.com.au/customer/general-information/allocations/allocation-macalister#>

## Irrigation deliveries

Estimated water delivered for the 23-24 season in the MIA.

Month	Cumulative Delivered to Date (ML) (includes estimate)	5 Year Avg Deliveries (ML)
September	6,811.0	9,542.0
October	23,039.0	18,701.0
November	48,426.1	29,531.0
December (to date)	48,506.2	46,756.0



## MIA Weekly Snapshot, Continued

---

### Channel flows

Daily and avg. flows on main channels for the last 7 days.

Channel	Todays Flow (ML/d)	Avg. Flow Last 7 Days (ML/d)
Main Southern	5	64.4
Main Northern	102	60.1
Main Eastern	54	34.1
Cowwarr (supplying district)	32	8.8

### Thomson entitlement

Details of water in Thomson for the 24-25 season.

Thomson Water	Total ML
SRW share of storage capacity	45,000 ML
Total Thomson entitlement remaining to MID customers	40,541 ML
Usage to date	4,276 ML
Current Thomson water order	0 ML/d
November inflows (to 28/11)	541 ML
November 10 Yr. Avg inflows	1,308 ML
Thomson Drought Reserve payback required	0 ML
Total Inflows	5,523 ML

### Monthly rainfall

Monthly rainfall total against 10-year average for the Glenmaggie area.

Month	Rainfall (mm)	10 yr. Avg Rainfall (mm)
August	24.2	38.1
September	47.2	42.0
October	46.0	70.3
November	67.3	74.9
December (to date)	17.2	72.1

### Weekly weather outlook

Temperatures this week will range from 22 to 31 degrees. Showers are forecast Tuesday, Friday and Saturday.