

# MIA Weekly Snapshot

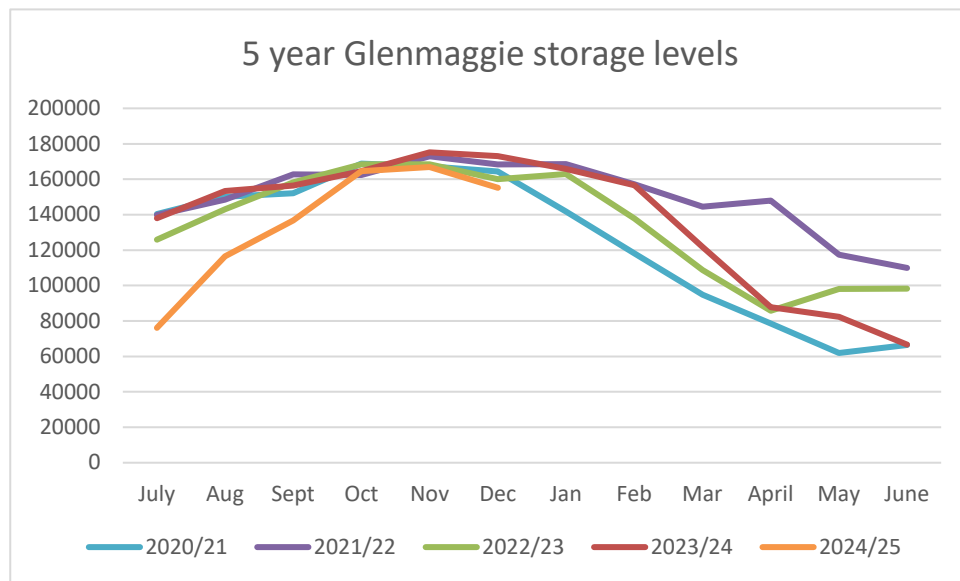
16 December 2024

## Glenmaggie volume in storage

Glenmaggie volume to date is **155,163 ML** or **87.3%**, with available space of **22,477 ML**.

Historical storage volumes in Lake Glenmaggie.

Date	Historical Volume (ML)	%	Space (ML)
16 December 2023	175,874	99.0	1,766
1 December -10 Year Avg.	156,789	88.2	20,851



## Natural inflows

On 16 December 2024, combined natural inflows into Lake Glenmaggie from the Macalister River at Stringybark Creek and Glenmaggie Creek have decreased. Today's combined inflows are **369 ML/d**, with average inflows of **545 ML/d** over the last 7 days.

Today's combined natural inflows.

Macalister River at Stringybark Creek (ML/d)	Glenmaggie Creek (ML/d)
363	6

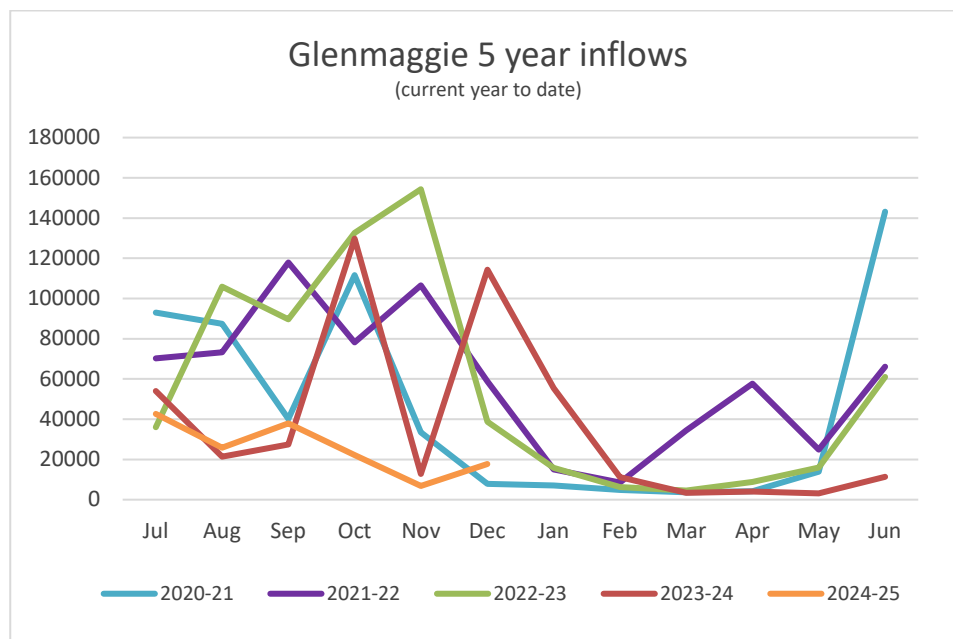
Water harvest available into Lake Glenmaggie.

Today's Inflows (ML/d)	Passing flow Required (ML/d)	Available Harvest (ML/d)
369	60	309

Total monthly inflows to date against the 10-year avg.

Date	Monthly Inflows (ML)
To 16 December 2024	17,718
To 16 December - 10 Year Avg.	16,551
December 10 Year Average	32,067

## MIA Weekly Snapshot, Continued



Previous month's natural inflows against the 10-year avg.

Month	Total Inflows (ML)	10-year Avg. Inflows (ML)
November	10,841	39,528

### Allocation

The allocation for the 2024-25 irrigation season has been reviewed and is now 100% of High Reliability Water Shares (HRWS) and 20% LRWS for MIA customers.

The spill period has now closed. For more information please visit <https://www.srw.com.au/news-media/spill-period-closes-lake-glenmaggie>

The next allocation review will occur on 31 December 2024.

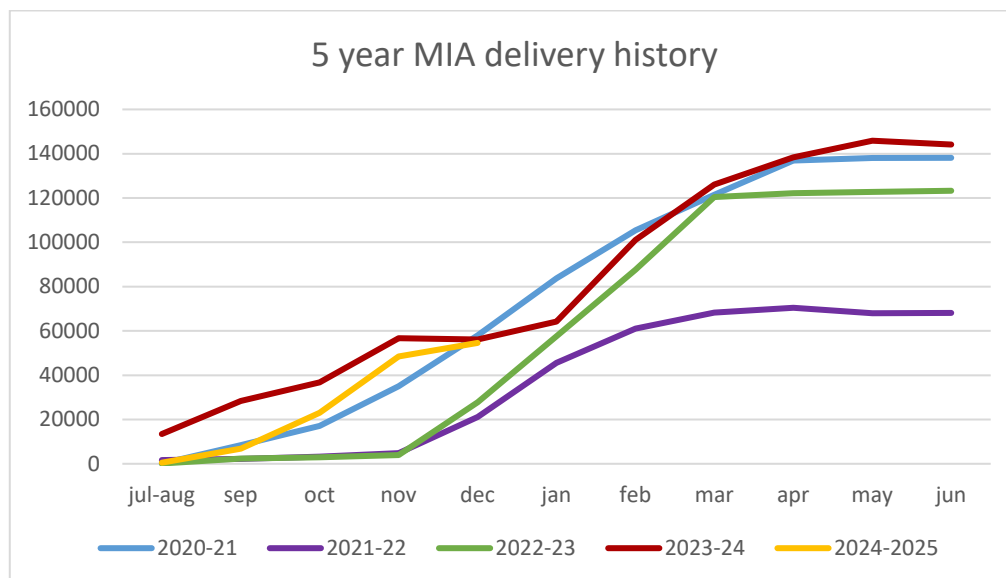
More information on the allocation process can be found on the SRW website: <https://www.srw.com.au/customer/general-information/allocations/allocation-macalister#>

### Irrigation deliveries

Estimated water delivered for the 23-24 season in the MIA.

Month	Cumulative Delivered to Date (ML) (includes estimate)	5 Year Avg Deliveries (ML)
September	6,811.0	9,542.0
October	23,039.0	18,701.0
November	48,426.1	29,531.0
December (to date)	54,573.6	46,756.0

## MIA Weekly Snapshot, Continued



### Channel flows

Daily and avg. flows on main channels for the last 7 days.

Channel	Today's Flow (ML/d)	Avg. Flow Last 7 Days (ML/d)
Main Southern	786	475.5
Main Northern	214	210.1
Main Eastern	240	134.7
Cowwarr (supplying district)	5	5.0

### Thomson entitlement

Details of water in Thomson for the 24-25 season.

Thomson Water	Total ML
SRW share of storage capacity	45,000 ML
Total Thomson entitlement remaining to MID customers	40,513 ML
Usage to date	4,603 ML
Current Thomson water order	160 ML/d
December inflows (to 12/12)	253 ML
December 10 Yr. Avg inflows	893 ML
Thomson Drought Reserve payback required	0 ML
Total Inflows	5,822 ML

### Monthly rainfall

Monthly rainfall total against 10-year average for the Glenmaggie area.

Month	Rainfall (mm)	10 yr. Avg Rainfall (mm)
August	24.2	38.1
September	47.2	42.0
October	46.0	70.3
November	67.3	74.9
December (to date)	22.6	72.1

### Weekly weather outlook

Temperatures this week will range from 23 to 39 degrees. Showers are forecast on Tuesday and Sunday.